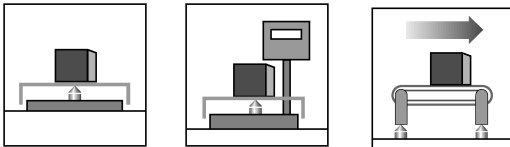


PW15AH/...

Single point load cell

Special features

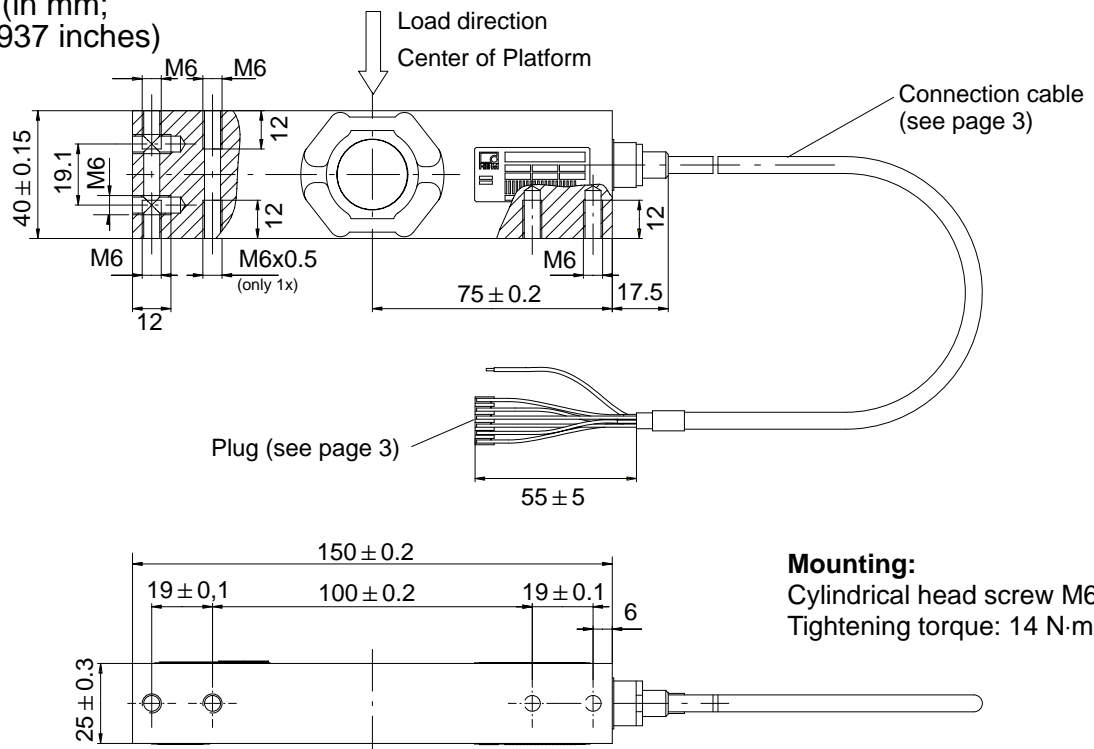
- Hermetically sealed (IP68; IP69K)
- Highest reliability
- Reduced minimum load cell verification interval (v_{min}) for multi range applications
- Interchangeable to products of many manufacturers
- Stainless steel
- 6-wire-technology
- Integrated connection for protective cable conduit systems



Optional:

- different cable lengths

Dimensions (in mm;
1 mm= 0.03937 inches)



Specifications

Type		PW15AH...			
Accuracy class ¹⁾		C3MR			
Max. number of load cell interv. (n _{LC})		3000			
Maximum capacity (E _{max})	kg	10	20	50	100
Min. LC verific. interval (v _{min})	g	1	2	5	10
Temperature effect on zero balance (TK ₀)	% of C _n / 10 K	±0.0140	±0.0140	±0.0140	±0.0140
Maximum platform size	mm	500 x 400			
Sensitivity (C _n)	mV/V	2.0 ± 0.2			
Zero balance		0 ± 0.1			
Temperature effect on sensitivity (TK _C) ²⁾	% of C _n / 10 K	±0.0175			
Temperature range: +20 ... +40°C [+68 ... +104°F] -10 ... +20°C [+14 ... +68°F]		±0.0117			
Hysteresis error (d _{hy}) ²⁾	% of C _n	±0.0166			
Non-linearity (d _{lin}) ²⁾		±0.0166			
Minimum dead load output return (DR)		±0.0166			
Off center load error		±0.0233 ³⁾			
Input resistance (R _{LC})	Ω	380 ± 15			
Output resistance (R ₀)		350 ± 10			
Reference excit. voltage (U _{ref})	V	5			
Nom. range of excit. volt. (B _U)		1 ... 12			
Max. excitation voltage		15			
Insulation resist. (R _{is}) with 100 V _{DC}	GΩ	> 1			
Nominal temp. range (B _T)	°C [°F]	-10 ... +40 [+14 ... +104°F]			
Service temp. range (B _{tu})		-10 ... +50 [+14 ... +122°F]			
Storage temp. range (B _{tl})		-25 ... +70 [-13 ... +158°F]			
Safe load limit (E _L) [*]	% of E _{max}	150			
[*]) at max. eccentricity	mm	160			
Lateral load limit (E _{lq}), static	% of E _{max}	300			
Breaking load (E _d)		300			
Deflect. at E _{max} (s _{nom}), app.	mm	< 0.5			
Weight (G), approx.	kg	1.0			
Protection class acc. to EN60529 (IEC529)		IP 68 (test conditions 100 h at 1 m water column); IP69K (water at high pressure, steam jet cleaning) ⁴⁾			
Material: Measuring element		Stainless steel			
Coating		Silicone rubber			
Cable sheath		PVC			

¹⁾ According to OIML R60 with P_{LC} = 0.7

²⁾ The data for Non-linearity (d_{lin}), Hysteresis error (d_{hy}) and Temperature effect on sensitivity (TK_C) are typical values. The sum of these data meets the requirements according to OIML R60.

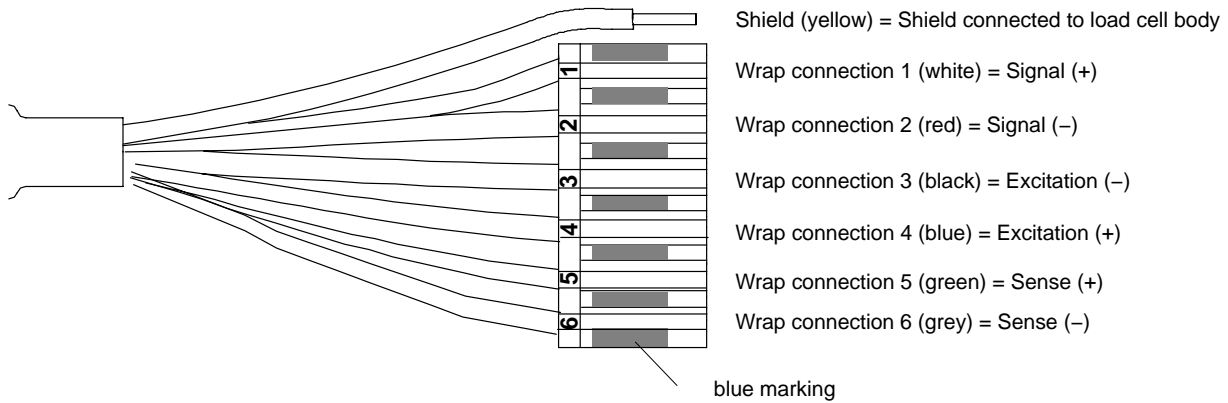
³⁾ According to OIML R76

⁴⁾ Following the definitions of the DIN 40050, part of 9, for road vehicles

Wiring code


Connection with 6 wire cable (selectable cable length: 3 m; 6 m)

Detailed description of the Pancon plug (CE100F26-6), 6-pole



Cable protection (to be implemented by the customer)

Protective cable conduit system*, consisting of:



* Supplier, e.g. Comp. Flexicon,
 Email: UK: sales@flexicon.uk.com
 Worldwide: export@flexicon.uk.com

Ordering codes

PW15AH... (Stainless steel, hermetically sealed)

Type	PW15AH	
Accuracy	C3 (OIML)	
Note	Cable length 3m (6 wire)	
Capacity	Order no.	
10kg	1-PW15AHC3/10KG-1	
20kg	1-PW15AHC3/20KG-1	
50kg	1-PW15AHC3/50KG-1	
100kg	1-PW15AHC3/100KG-1	

K-PW15AH... (Stainless steel, hermetically sealed), optional versions

Order no.		
K-PW15AH		
Code	Option 1: Mechanical version	
N	Standard	
Code	Option 2: Accuracy	
C3	C3 (OIML)	
MR	C3-MR (OIML)	
Code	Option 3: Capacity	
10	10kg	
20	20kg	
50	50kg	
100	100kg	
Code	Option 4: NN	
N	-	
Code	Option 5: Cable length	
3	3m	
6	6m	
Code	Option 6: Miscellaneous	
N	without	
A	2mV/V ±0.1% / 359 Ohms ±0.3 Ohms (aligned output, suitable for connection in parallel)	
K-PW15AH - N - [] - [] - [] - N - [] - []		

Modifications reserved.
All details describe our products in general form only. They are not to be understood as express warranty and do not constitute any liability whatsoever.

Hottinger Baldwin Messtechnik GmbH

Im Tiefen See 45, D-64293 Darmstadt, Germany
Tel.: +49 6151 8030; Fax: +49 6151 803 9100
E-mail: support@hbm.com www.hbm.com



measurement with confidence